



Meet your local lender

You have options, we're here to help!



Enroll in E-Statements

You can view your account information, transfer funds, view statements electronically, and so much more! Learn more, [here](#)!



Convenient Mobile Deposit

Online banking is most convenient for today's banker, but you have to keep up with online security! Learn more, [here](#), for helpful tips!



Download our NEW Mobile App (DSB Mobile Banking App)

Who would have thought viewing your account balance or transferring funds could be so easy... and safe

Our DeMotte State Bank website got an upgrade!

This is what you will see when you visit www.netdsb.com, effective May 21st!

To login to your Online Banking, click on 'Login' at the top right of our homepage.



DeMotte State Bank

A New Look For Your Internet Banking Tool

Effective May 21, 2018, DeMotte State Bank's Internet Banking will have a new look and feel, too!

Welcome to Online Banking



The first time you login to your internet banking, you will type in your existing username and select the 'Login' button.

Login Name:



[Forgot password?](#)

Financial Tools

[Annual Percentage Rate](#)

[Millionaire](#)

[Mortgage](#)

[Mortgage Qualification](#)

[Retirement](#)

[Savings](#)

[Simple Loan Payment](#)

The account information you are about to review is a history as of the bank's most recent update. Any transactions you create during this session are pending the bank's next update and are subject to any other activity in the corresponding account.

You must be registered for Online Banking. If you are not a registered customer, you must contact the Bank for authorization.



DeMotte State Bank

 **Check Out Your New Online Banking Tool**

Welcome to Online Banking

The first time you login, you will be required to use a temporary password, which will be the last six (6) digits of your social security number (SSN).

Next, select the 'enter' button.



[Forgot password?](#)

The account information you are about to review is a history as of the bank's most recent update. Any transactions you create during this session are pending the bank's next update and are subject to any other activity in the corresponding account.

You must be registered for Online Banking. If you are not a registered customer, you must contact the Bank for authorization.

Fast, Free and Convenient. 24 Hours a Day



[Accounts](#) [Transfers](#) [Bill Payments](#) [Preferences](#) [Correspondence](#)

Login Name

For security reasons, your Login Name may not be the same as your Customer number. The Login Name you create may be up to 15 characters in length. The next time you sign in to Online Banking, you must use this Login Name.

Customer Number:

Login Name:

If your username is your social security number (SSN), this screen will display, prompting you to reset your username.

***Please note that if the username you are choosing is already taken, the system will notify you of this and prompt you to try a different username.**

Please note the username criteria.



DeMotte State Bank

Your Internet Banking **Just Got Easier**

Accounts Transfers Bill Payments Preferences Correspondence

Login Name

Login Name Changed!

Customer Number:

Login Name:



This is the screen that you will see once your new username has been accepted.

When you are ready to move on, select the 'OK' button.



OK

The next time you sign in to Online Banking, you must use this Login Name.



- Accounts
- Transfer
- Customer Preferences
 - Customer
 - Login Name
 - Authenticator
 - Email Address
 - Email alert for new me
 - Secondary Users
 - Cash Management

Edit Preferences [Close]

Customer :: Edit Password

Password change required.
Due to security concerns, passwords must now meet certain Complexity Requirements:

1. Passwords must contain characters from at least three(3) of the following four(4) classes:
 - Upper case letters A, B, C, ... Z
 - Lower case letters a, b, c, ... z
 - Numbers 0, 1, 2, ... 9
 - Non-alphanumeric ("special characters") such as punctuation symbols.
2. Passwords may not contain any part of the Login Name.
For Example: If Login Name is JohnDoe, then the password cannot contain: john, ndoe, etc.
3. Passwords must contain a minimum of 6 to a maximum of 15 characters
4. Passwords may not be the same as any of the previous 3 passwords.

Password:

Confirm:

RESET PASSWORD PROMPT:
Please note the password criteria listed above.
If your previous password meets these criteria, you may use that password.
Once a new password has been chosen and confirmed, then select the 'Continue' button.

Fast, Free and Convenient. 24 Hours a Day



Edit Preferences

Customer :: Edit Password

Change Password - Successful

OK

This is the screen that will display once you have successfully reset your password.

Next, select the 'OK' button to continue.

Accounts Transfer

Customer Preferences

- Customer
- Login Name
- Authenticator
- Email Address
- Email alert for new me
- Secondary Users
- Cash Management



DeMotte State Bank

Fast, Free and Convenient. 24 Hours a Day



Accounts Transfer

Contact / Author

These are the contact
select a contact meth

Contact Name
No Contact Method i

Member FDIC Eq

Contact Method

New Contact Method

After entering in your contact information, a confirmation code will be sent to the phone number provided. You must enter this code on the 'Contact Method' page prior to use.

Name:

Type:

Phone Number

Setting contact method(s) is the next part of the initial login process.

The first few times you log on to your internet or mobile banking from a new location or device, a verification code authentication process is initiated.

Please note that verification codes sent via text are generally received faster than verification codes sent via email.

Once you have populated the above information, select 'Continue'.

method
Authorization

 Learn About Your **New Banking Tool**[Accounts](#) [Transfers](#) [Bill Payments](#) [Preferences](#) [Correspondence](#)

Contact / Authorization Method

These are the contact methods you have previously entered. When signing into Online Banking, you may be asked to select a contact method to have your security code sent to.

Contact Name	Contact Info	Tran Auth
Test - Cell	2191234567	<input type="checkbox"/> 

Once you have established a new contact method, you will receive a verification code to validate that contact method.


In this case, a text message containing a verification code was received.

Once received, click on the  icon to enter the confirmation code received.

Contact Method

New Contact Method

Set Transaction Authorization
Contact


Click the  icon to enter the confirmation code sent to your phone or email.



[Accounts](#) [Transfers](#) [Bill Payments](#) [Preferences](#) [Correspondence](#)

Contact / Authorization Method

These are the contact methods you have previously entered. When signing into Online Banking, you may be asked to select a contact method to have your security code sent to.


Contact Name	Contact Info	Tran Auth
Test - Cell	2191234567	<input type="checkbox"/> 
Confirmation Code: <input type="text" value="1a2cf2"/>	<input type="button" value="Confirm"/>	<input type="button" value="Resend"/>

Once you have entered your confirmation code, select the 'Confirm' button.

Contact Method

[New Contact Method](#)

[Set Transaction Authorization Contact](#)

Click the  icon to enter the confirmation code sent to your phone or email.



DeMotte State Bank

A New Look For Your Internet Banking Tool

[Accounts](#) [Transfers](#) [Bill Payments](#) [Preferences](#) [Correspondence](#)

Contact / Authorization Method

These are the contact methods you have previously entered. When signing into Online Banking, you may be asked to select a contact method to have your security code sent to.

Contact Name	Contact Info	Tran Auth
Test - Cell	2191234567	<input type="checkbox"/>

You should now see the confirmed contact / authorization method above.

Next, select the 'Continue to Online Banking' button.

[Continue to Online Banking](#)

Contact Method

[New Contact Method](#)

[Set Transaction Authorization Contact](#)

Your Internet Banking Just Got Easier

E-Mail Address Registration

Please enter the confirmation code that was sent to the email address you provided. If you do not receive the email or would like to use a different email address, click Reset. Please note that it may take several minutes to receive the confirmation email.

Confirmation Code:

Reset

Later

Register

This is the next screen that will display. You will want to check your email inbox, for the email that you have registered with DeMotte State Bank. You should receive an email with an eight-character, alpha-numeric confirmation code. If you have received that email, enter the confirmation code in the field above and then select 'Register'.

Your Internet Banking Just Got Easier

E-Mail Address Registration

Please enter the confirmation code that was sent to the email address you provided. If you do not receive the email or would like to use a different email address, click Reset. Please note that it may take several minutes to receive the confirmation email.

Confirmation Code:

Reset

Later

Register

If you are unsure as to which email you have previously registered with DeMotte State Bank, you may select 'Reset', enter a new email address, and then complete the registration process once you have received your confirmation code.

Your Internet Banking Just Got Easier

E-Mail Address Registration

Please enter the confirmation code that was sent to the email address you provided. If you do not receive the email or would like to use a different email address, click Reset. Please note that it may take several minutes to receive the confirmation email.

Confirmation Code:

Reset

Later

Register

This is NOT a mandatory step. You may choose to select 'Later' and continue on to view your DeMotte State Bank deposit and/or loan accounts.